

Bucks County Election Results

Primary Election of Tuesday, April 22, 2008

1 Districts Reported of 1




















Municipality - Penndel Boro
























| President of the United States ¹ | | Vote for 1 | |
|---|-----|------------|-------|
| Democrat | | | |
| Barack Obama | 107 | | 27% |
| Hillary Clinton | 289 | | 73% |
| Republican | | | |
| Ron Paul | 23 | | 21.1% |
| John McCain | 74 | | 67.9% |
| Mike Huckabee | 12 | | 11% |

| Attorney General ¹ | | Vote for 1 | |
|-------------------------------|-----|------------|------|
| Democrat | | | |
| John M. Morganelli | 302 | | 100% |
| Republican | | | |
| Tom Corbett | 100 | | 100% |

| Auditor General ¹ | | Vote for 1 | |
|------------------------------|-----|------------|------|
| Democrat | | | |
| Jack Wagner | 296 | | 100% |
| Republican | | | |
| Chet Beiler | 95 | | 100% |

| State Treasurer ¹ | | Vote for 1 | |
|------------------------------|-----|------------|-------|
| Democrat | | | |
| John F. Cordisco | 271 | | 77.2% |
| Robert McCord | 48 | | 13.7% |
| Dennis Morrison-Wesley | 11 | | 3.1% |
| Jennifer L. Mann | 21 | | 6% |
| Republican | | | |

| | | | |
|--|-----|---|-------|
| Tom Ellis | 98 |  | 100% |
| Representative in Congress ¹ | | | |
| Vote for 1 | | | |
| Democrat | | | |
| Patrick J. Murphy | 334 |  | 100% |
| Republican | | | |
| Tom Manion | 102 |  | 100% |
| Representative in the General Assembly ¹ | | | |
| 142 | | Vote for 1 | |
| Democrat | | | |
| Chris King | 331 |  | 100% |
| Republican | | | |
| Frank Farry | 105 |  | 100% |
| Delegate to the Democratic National Convention ¹ | | | |
| Vote for not more than 7 | | | |
| No more than 3 | | | |
| Males and 4 | | | |
| Females | | | |
| Democrat | | | |
| Helene B. Ratner | 240 |  | 12.4% |
| Neil Samuels | 97 |  | 5% |
| Bonnie Chang | 186 |  | 9.6% |
| Louise D. Boyd | 167 |  | 8.7% |
| Joseph Sellers, Jr. | 211 |  | 10.9% |
| Kathy McQuarrie | 95 |  | 4.9% |
| D. Gregory Holt | 169 |  | 8.8% |
| Louis J. Farinella | 165 |  | 8.6% |
| Clare McCann | 101 |  | 5.2% |
| Ann Crawford-Roberts | 84 |  | 4.4% |
| Jules Mermelstein | 64 |  | 3.3% |
| Pamela S. Janvey | 175 |  | 9.1% |
| Ann H. Hadfield | 102 |  | 5.3% |
| Sheldon H. Motley | 73 |  | 3.8% |
| Alternate Delegate to the Democratic National Convention ¹ | | | |
| Vote for 1 | | | |
| Democrat | | | |

| | | | |
|--|-----|---|-------|
| Jordan B. Yeager | 114 |  | 35.5% |
| Joseph J. Knox, Jr. | 207 |  | 64.5% |
| Delegate to the Republican National Convention ¹ | | | |
| | | Vote for 3 | |
| Republican | | | |
| Patricia K. Poprik | 59 |  | 21.1% |
| Chuck McIlhinney | 65 |  | 23.2% |
| James Ryan | 36 |  | 12.9% |
| Dwight N. Carey | 21 |  | 7.5% |
| Joseph Schiaffino | 22 |  | 7.9% |
| Daniel B. Snyder | 35 |  | 12.5% |
| Edward R. Gudknecht | 42 |  | 15% |
| Alternate Delegate to the Republican National Convention ¹ | | | |
| | | Vote for 3 | |
| Republican | | | |
| George T. Kenney, Jr. | 73 |  | 30.5% |
| George Dranginis | 60 |  | 25.1% |
| Raymond Goodnoe | 67 |  | 28% |
| Catherine Bonaventura | 39 |  | 16.3% |
| Republican State Committeeman ¹ | | | |
| | | Vote for 8 | |
| Republican | | | |
| James H. McCullen, Jr. | 77 |  | 13% |
| Guy Polhemus | 60 |  | 10.2% |
| George Komelasky | 63 |  | 10.7% |
| Tom Panzer | 71 |  | 12% |
| Daniel B. Snyder | 59 |  | 10% |
| Elliot Kolodny | 60 |  | 10.2% |
| Joe DiGirolamo | 91 |  | 15.4% |
| Joseph J. Volk | 54 |  | 9.1% |
| Frederick R. Gudknecht | 56 |  | 9.5% |
| Republican State Committeewoman ¹ | | | |
| | | Vote for 8 | |
| Republican | | | |
| Heather A. Cevasco | 76 |  | 13.3% |

